



THE FINE FINDER
JEWELLERY

RING SIZE GUIDE

1. Print out at 100% - ensure you do not select the 'scale to fit page' or 'shrink to fit page' option. Print on standard A4 sized paper (210 x 297mm).
2. Check print size - the line below should measure 5cm.



5cm

3. Place ring over the circles below.
4. Find the circle which completely fills the inside of the ring without overlapping.
5. Your ring size is shown within the circle.



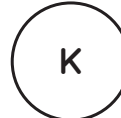
14.88mm



15.10mm



15.49mm




15.90mm



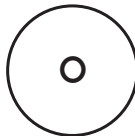
16.31mm



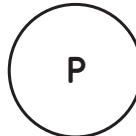
16.71mm



17.12mm



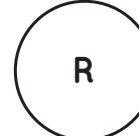
17.53mm



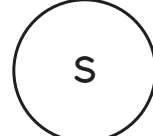
17.93mm



18.34mm



18.75mm



19.15mm

This ring sizer is provided as a guide only.